

FIRST YEAR STUDENTS @ WAYNE STATE UNIVERSITY

UNDERSTANDING INCOMING STUDENTS AND THEIR TRANSITION TO COLLEGE

Wayne State University Results are shown in GREEN
National Results are shown in GREY

OUR INCOMING STUDENTS HAVE ACADEMIC HABITS TIED TO SUCCESS IN COLLEGE ENTERING WAYNE STATE STUDENTS, AS HIGH SCHOOL SENIORS



60% | 57%

Frequently Asked Questions in Class



63% | 56%

Accepted Their Own Mistakes As Part of the Learning Process



50% | 50%

Revised Their Papers To Improve Their Writing

However
6 in 10
Don't Expect To Communicate Regularly With Their Professors

1 in 6
Drank Beer Frequently or Occasionally
Compared to 1 in 3 nationally

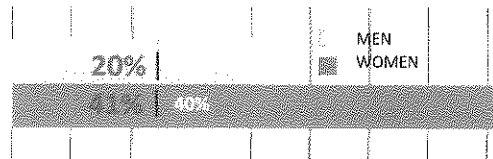
BUT MORE STUDENTS THAN EVER ARE ENTERING COLLEGE FEELING OVERWHELMED

WOMEN STUDENTS ESPECIALLY HAVE THIS EXPERIENCE

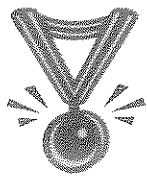


32% | 30%

Were Frequently Overwhelmed by All That They Had To Do As High School Seniors



OUR STUDENTS ARE AMBITIOUS, COMFORTABLE WITH DIVERSITY, & WANT TO SUCCEED PROFESSIONALLY



81% | 78%

Indicated That They Have an Above Average Drive to Achieve

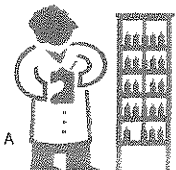


85% | 81%

Believe That They Have An Above Average Ability To Work With People From Diverse Backgrounds

90% | 88%

Said That Attending College To Get A Better Job is important To Them



FINANCING COLLEGE IS A CHALLENGE FOR OUR STUDENTS




36% | 19%

Expect To Receive No Financial Assistance From Their Families

7 in 8
Expect To Work During College
45% Say They May Work Full-Time

31% | 22%

Strongly Agree That The Current Economic Situation Strongly Influenced Their Choice Of College



AND THEIR EXPECTATIONS ABOUT HOW LONG IT TAKES TO GRADUATE DIFFER FROM THE REALITY



76%

Of WSU Students Think That They Will Graduate In Four Years

BUT ONLY 13% OF THEM ACTUALLY GRADUATE THAT SOON



Despite Being Worried About Paying For College, Many Will End Up Paying For Six or More Years

To join a conversation about our new students, contact the
CENTER FOR TEACHING AND LEARNING
otl.wayne.edu



Survey Source: CIRP Freshman Survey 2012

Survey Conducted by WSU Office of Institutional Research

Infographic produced by Office of Student Success and Office of Institutional Research

